
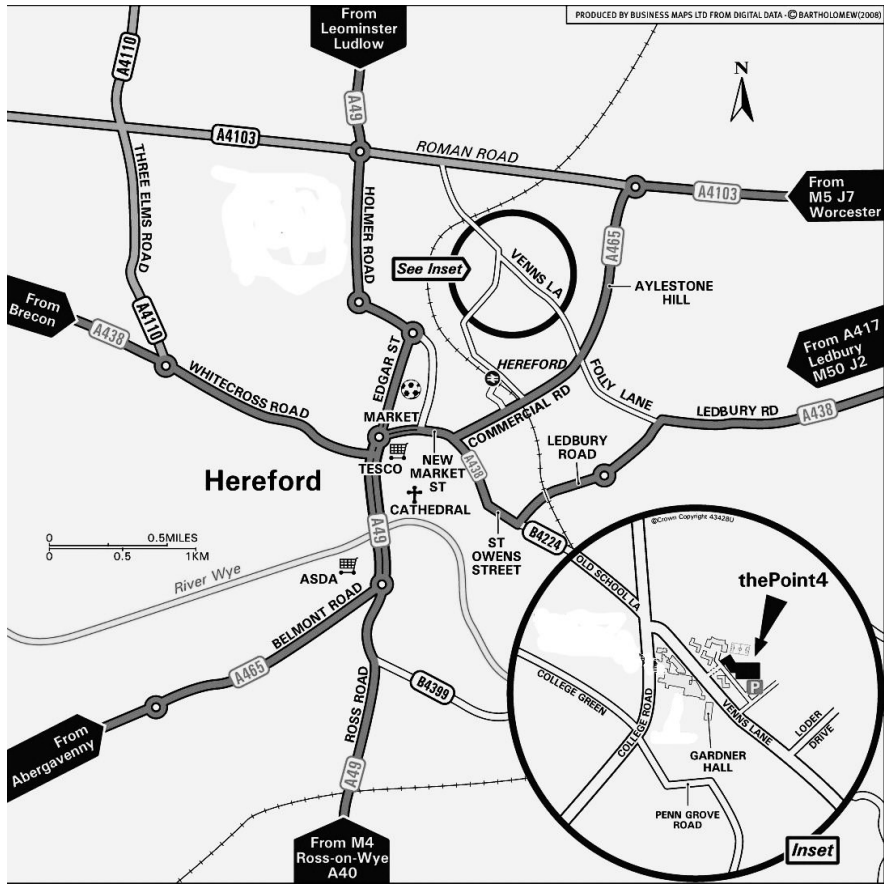



The 2024 Hereford Ringing Course





Campus Map



The 2024 Hereford Ringing Course

The 60th Hereford Ringing Course is to be held at the Royal National College for the Blind, College Road, Hereford, HR1 1DT, between Thursday, 4th April and Sunday, 7th April 2024.

The course was founded in 1963 by Wilfrid F Moreton.

Course Secretary: Alison Moreton,
1 Silcoates Drive, Wrenthorpe, Wakefield, West Yorkshire, WF2 0UR 01924 375468
After 2nd April, call 07949 896027
email: admin@herefordringingcourse.org.uk

Our host Guild is
The Hereford Diocesan Guild of Church Bell Ringers.

Master: Nick Cronin

The Course is organised by the Moreton family.

The Lecturers/Tutors are:

David Bagley
Adam Crocker
Alistair Donaldson
Neil Donovan
James Hardy
Andy Ingram
Paul Lewis

David Mattingley
Adrian Moreton
Ralph Moreton
Richard Pearce
Claire Penny
Frank Seabright
Sue Sheridan

Editor of The Ringing World

Will Bosworth

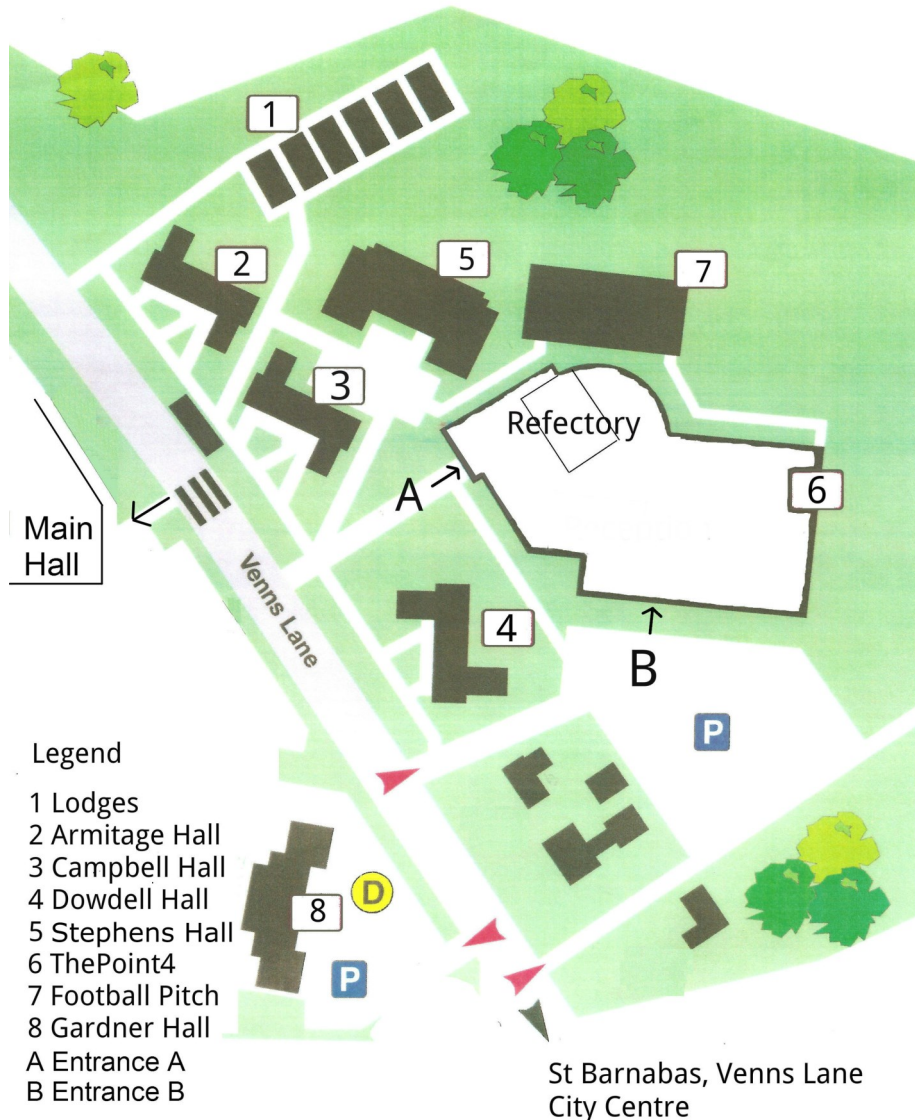
Domestic arrangements:

Frances Marshall

The following people help organise towers and helpers: Nick Cooper-Tomkins, Stuart Piper and Jane Mason.

Webmaster & Data processing: Alison Moreton

The front cover is the Church of St Peter, Withington



STUDENTS APPLICATION PROCEDURE

- Please read the separate 'Application Procedure notes' thoroughly. Please do not dismiss them and then later find you've missed something important. When you sign the application form you make a declaration that you have read and understood the Application Procedure notes.
- Therefore if you make a copy of the Application Form, please make sure you also make a copy of the accompanying Application Procedure notes.
- Please complete the Application Form yourself, though you may need help when choosing the appropriate Group and lectures.
- Please send it to the Course Secretary yourself.
- If you are under 18 please ask your parents/guardian to countersign the form and indicate the relationship. We cannot accept unaccompanied minors as residents.
- The closing date for applications is Wednesday 31st January. Under normal circumstances we must receive your application by then.
- **You must enclose a deposit cheque of £100 with your application.** Applications without a deposit will not be accepted. Unsigned or misdated cheques do not count!
- We will write to you early in February to tell you whether or not you have been accepted.
- Any outstanding fees must be paid by 1st March, 2024.

CANCELLATIONS

- Cancellations before 1st March will get a refund less a small administrative charge.
- Cancellations after 1st March will not get a refund. Once we book items with the college, they will charge us regardless. When you sign the application form you are agreeing to this condition. Please consider taking out your own 'holiday' insurance.
- If you do need to cancel, please contact the Course Secretary on 01924 375468 (after April 2nd please call 07949 896027 as soon as possible).

WEBSITE

The course website is www.herefordringingcourse.org.uk. Further copies of the programme can be downloaded from this site. The application form and procedure will be available from this site until 31st January. Any news flashes will be posted on this site.

GENERAL INFORMATION

- At the time of writing, we are not certain where the course reception will be. Go to The-Point4 reception, from where you will be guided to the Ringing Course reception.
- At the course reception you will be given a registration document, a tower list, a badge and some up-to-date instructions. Please read the instructions at the earliest opportunity!
- **PARKING:** Fire regulations forbid the parking of cars on the driveways in front of the hostels. Please note other parking restrictions around the college.
- The College does not allow visitors' dogs on the premises.
- There will be a bookshop. Check for opening times when you arrive.

ADDITIONAL NOTES

CONCERNING TRAFFIC IN HEREFORD:

Traffic in the city can be extremely congested during the day so it is best to avoid the centre whenever possible, and the northern end of Widemarsh Street altogether. Evenings should not be a problem.

Use Old School Lane and the Roman Road to reach the A49 - Holmer, Lyde, Wellington, Bodenham (or via Sutton) Leominster, Kimbolton and Eye. Start the same way and cross the A49 at the roundabout to get to Burghill, Canon Pyon, Dilwyn, Eardisland, Lyonshall and Staunton on Arrow. Use them also for churches to the West - Preston on Wye, Staunton on Wye, Eardisley, Almeley and Kington.

Definitely avoid using Edgar Street and Eign Street to get onto the A4110 and A438.

A good way to Ross and places in that area by avoiding the city centre is to use Venns Lane, Folly Lane and Ledbury Road to reach Eign Road and go (B4224) via Mordiford and Fownhope.

There is no choice but to cross the river in the city to get to churches immediately South and South West.

Good maps are useful. (Ordnance Survey Landranger sheet 149 covers Hereford & Leominster. Outlying towers are covered by sheets 148, 150, 161 & 162). The tower list (available when you arrive) includes grid references and postcodes.

The map of the campus was accurate at the time of printing, but changes at the Royal National College may mean some buildings are no longer in use.

19:30 A Barn Dance, celebrating the 60th Hereford Ringing Course . To be held in the Main Hall of Hereford College of Arts—over the road from RNC. Dancing to The Odd Sock band, ably assisted by The Blue Liners (Note: Band practice at 16:55 on Friday). Bar until 23:30.

SUNDAY 7th APRIL

08:00-08:20 BREAKFAST

Please return all College room keys to Frances by 10:20.

09:00-10:00 A choice of

20. A history of ringing simulators *
21. Change ringing on handbells - Handbells X - Part 2 *
22. Building Blocks of Methods—a beginners guide to learning methods *
23. How to learn methods—a bit more advanced than the one above! **
24. Doubles methods beyond Plain Bob **
25. A Minor puzzle - how to construct touches of Plain Bob Minor ***

10:00-10:20 COFFEE

10:20-11:20 A choice of

26. Rope splicing—the long splice. Please bring your own rope!
27. How to call Call Changes—a repeat of session 2 *
28. "Make your own method". The tutor gives the basic principles of method construction and then lets the group make its own method **
29. Conducting – what to do when others go wrong **
30. Change ringing on handbells - Handbells Y ***
31. An introduction to simple method splicing – looking at plain Major methods such as Plain Bob, Little Bob, Gainsborough and others. ***

11:30 A service.

12:30 General Assembly .

A collection will be taken at this time for donations to the churches visited. If you cannot be at this session please give your donation to your group leader. Please return all course badges. For those not coming to this Assembly please give them during the afternoon practical to someone who is going to the College for tea.

12:45 LUNCH

14:00 Leave for a practical session
14:35 – 15:50.

16:15 CUP OF TEA

END OF THE COURSE

RESIDENTS

FIRE REGULATIONS: Residents must ensure they read the notices posted in hostels regarding fire regulations. Each hostel has a designated fire warden who is also the master key holder. Residents will be informed who this is on their registration form. If the alarm sounds, residents must report to their fire warden at the designated assembly point.

- Kettles, toasters or any other similar appliances must not be taken out of the kitchens. Any sort of smoke in the bedrooms will set off the fire alarm.
- Not all rooms have bedside lights—bring one if you need one
- Please return your room key by 10:20 on Sunday to Frances (the instructions you will receive when you arrive will tell you where).
- Please remove your pillowcases, bottom sheet and duvet cover on Sunday morning

SCALE OF FEES

For Resident students: Including all meals, bedroom and tuition .:

- Fees £505.00 (£455 for under 18's)

For Non Resident Students: Includes all lectures, demonstrations and practical sessions.:

- Fees £150.00 (£100 for under 18's)

MEALS

The College refectory has limited space – if you book any of the four main meals, please have consideration for others who might be waiting for a seat, and leave the refectory when you have finished eating. Please don't go to the refectory if you've not ordered the meal. When you register at the reception on Thursday, you will be given a registration document. This indicates which meals you have booked, and you will need to bring it to each main meal in the refectory. If you don't bring the registration document, you won't be allowed in. .

Tea and coffee are not provided after lunch and dinner

On Friday and Saturday lunchtimes, we will visit a local pub between practicals.

You can make a copy here of the meals you have booked, but we will only work on what is on your form.

	Breakfast	Coffee	Lunch	Tea	Dinner
Thursday					
Friday					
Saturday					
Sunday					

TUITION AVAILABLE

1 PRACTICAL RINGING SESSIONS

Please put the letter of your chosen group in the box on your Application Form. Then tell us a little about your ringing experience by filling in the Experience box – a) means you can ring the method hardly at all, b) means you can ring it with help, c) means you can ring the plain course (or rounds) with confidence, but you need help with touches (or call changes) and d) means you can ring touches (or call changes) with confidence. For applicants to Group G and above we are more interested in your experience with the methods you are coming to study.

We expect that you can **handle a bell entirely by yourself, and that you have rung rounds competently, safely and entirely unaided on different bells when you apply**. All students should be able to ring a bell up and down. Please take note of these requirements – if you fail to satisfy us on the safety of your bell handling we reserve the right to remove you from the practical ringing sessions.

To make the best progress, you need good bell control. If you are in doubt as to what this means, let us give you an example. Can you balance a bell at handstroke for three seconds, then at backstroke for three seconds, and then repeat nine times – balancing both strokes (without bumping!) 20 times in a row? This demonstrates your ability to ring very slowly. If necessary, try practising this (preferably on an unfamiliar bell!) in the weeks before you arrive. Far too often valuable teaching time is spent sorting out poor striking in rounds—even in the higher groups—because students have inadequate bell control. Try to visit some different towers in your home area before coming on the course, as this will help develop the necessary control.

Teaching on the course is done in small groups. For your chosen method(s) you will be in a group with four or five other students, one tutor and a set of helpers who will work with you throughout the weekend. There are six practical sessions, and three group lecture sessions. It is expected you will attend all these sessions. In some cases there may be more than one group learning a particular method (e.g. D1, D2, D3 etc. for Plain Bob Doubles). You will be told which specific group you are with when you register at the start of the course. Occasionally, due to the mix of applicants, we combine two groups together. The total group size will still be five or six, but may include students ringing something different from you.

Our tutors have wide experience of teaching ringing, and they may approach a subject in a different way to your home tower. Most students see this as an advantage, but occasionally a student has been upset by this. It is best to come with an open mind, ready to accept new ideas.

GENERAL COMMENTS ABOUT GROUPS A and B

So that students in these Groups can get the most benefit from the course and leave feeling that they have made real progress we are arranging for them to ring on tied bells on the Thursday evening. All students who need help with bell control can be given it. Those who need no such help will be given useful exercises or the bells may be untied. Please do not apply for Group C simply to avoid the Thursday tied bell session.

GROUP A The starting point for this group is the ability to ring rounds. Depending on the quality of their bell control some students may find that the experience of ringing rounds with a strong band is sufficiently rewarding. Others may make their first steps in call changes and then, possibly, in change ringing on three or four bells. This group is all about improving bell control and timing, with strong bands around you. Please take note of the general comments above.

- 16:55-17:55 A choice of:
1. A beginner's guide to making methods *
 2. How to call Call Changes *
 3. "The Blue Line": How to draw it; where to put the "starts"; passing the treble and using it as a guide *
 4. Calling/conducting Bob Doubles **
 5. Calling/conducting Grandsire Doubles **
 6. Calling/conducting Bob Minor **
 7. Change ringing on handbells - Handbells Y *** See Page 6
 8. Band practice—for those who want to join The Blue Liners on Saturday evening

18:00 DINNER

- 19:30 A choice of:
9. Tower maintenance - a practical session at a local tower
 10. Developing ringing skills – Handling/bell control
 11. Developing ringing skills – Listening and timing
 12. Ringing at Hereford Cathedral. Unlike previous years, there is no longer access to see the bells **
 13. Conducting practicals ** **Helpers** - if you offered to help, please check the notice board

SATURDAY 6th APRIL

08:00-08:20 BREAKFAST

09:00 – 09:55 Lectures/discussions by Group Tutors in group meeting rooms.

10:00 COFFEE

10:20 Leave for two practical sessions in towers
11:00 – 12:30 and 14:15-15:45. Pub lunch in between. The aim is to pre-order during the morning session.

16:15 CUP OF TEA

16:45 TRANSPORT MEETING
Please read the notice given to you when you arrived for further details.
Helpers: please join these if you are going to one of the Saturday evening sessions.

- 16:55-17:55 A choice of
14. Teaching elementary change ringing
 15. Listen to it! How to improve your striking*
 16. Change ringing on handbells - Handbells X - Part 1*
 17. Make your own method The tutor gives the basic principles of method construction and then lets the group make its own method **
 18. "Forbidden" methods - what was the Central Council thinking in 1903? **
 19. What's the Coursing Order? ***

18:00 DINNER

THE COURSE PROGRAMME

THURSDAY 4th APRIL

14:00-16:00 Reception.

Go to The Point 4 reception to find where the course registration will take place, or follow signs to the course reception.

At the course reception you will collect your welcome pack. This will contain details for the weekend—which group you are in, which lectures you have selected/allocated, which meals you've chosen. It will also contain a tower list and copy of the timetable.

Please don't arrive too early and expect us to be ready for you, but do allow time to check where your group meeting room is, and where the welcome at 19:00 will be held.

16:30-17:25 Lectures/discussions by Group Tutors in group meeting rooms.

17:30 DINNER

18:00-18:45 Reception for late arriving helpers.

19:00 Welcome
by the Master of the Hereford Diocesan Guild.

Introduction to the Course

THE COLLECT

O Almighty God, whose glory fills the skies: bless we pray our course, and grant to us that as we ring to your praise on earth, so we may be worthy ever to praise you in heaven; through Jesus Christ our Lord, who is alive and reigns with you in the unity of the Holy Spirit, one God, now and forever. Amen

19:20 Depart for first practical – ringing from 19:45 – 21:00.

FRIDAY 5th APRIL

08:00-08:20 BREAKFAST

09:00 – 09:55 Lectures/discussions by Group Tutors in group meeting rooms.

10:00 COFFEE

10:20 Leave for two practical sessions in towers
11:00 – 12:30 and 14:15-15:45. Pub lunch in between. The aim is to pre-order during the morning session.

16:15 CUP OF TEA

16:45 TRANSPORT MEETING
Please read the notice given to you when you arrived for further details.
Helpers: please join these if you are going to one of the Friday evening sessions.

GROUP B A Group for those who can ring call changes confidently and accurately, and who are ready to start plain hunt on 3 or 4 or 5 bells. There will be practice at plain hunting on different rings of bells and in different orders both on the treble and "inside". You will ring the treble to methods like Bastow Minimus and Doubles and to Bob Minimus to improve your control and timing skills. Please take note of the general comments above.

GROUP C For those who want to learn to ring the treble to plain hunting on five bells. "Starts" will be from 12345 at first then from other orders. This group aims to develop bell control and timing skills whilst change ringing. Please take note of the general comments above.

GROUP D For those who really have timing and bell control when ringing the treble to touches of Plain Bob or Grandsire Doubles (please note Group C's aims) and are ready to learn Plain Bob Doubles "inside".

GROUP E For those who really have timing and bell control when ringing the treble to Plain Bob or Grandsire Doubles (please note Group C's aims) and are ready to learn Grandsire Doubles "inside".

GROUP F Plain Bob Minor "inside". For those who can ring a Doubles method "inside" to touches.

GROUP G Treble Dodging Minor. For students who can ring Bob Minor "inside" confidently to touches. Students can learn to hunt the treble, ring Kent or Oxford Treble Bob inside, or ring Cambridge Surprise. Other methods may be used as stepping stones.

GROUP H Stepping up to Triples and Major: This group is aimed at Students who are used to ringing five or six bells and would like the opportunity to extend their abilities to eight bells. A variety of methods may be rung according to need, to provide practice at eight bell ringing – perhaps starting with plain hunting on 7, and working up towards Kent Treble Bob.

GROUP I Stedman Doubles and Triples. This group is aimed at ringers who can ring Plain Bob or Grandsire Doubles, who want to progress on to Stedman. As such, no previous experience of Stedman is required (unlike Group J below). The first three practicals will be at six-bell towers, the last three at eights, so those who have mastered Doubles can move on to Triples.

GROUP J Stedman Triples and Caters. Applicants should have experience of ringing Stedman Doubles or Triples. Those with some experience of Stedman Triples will have the opportunity to develop it and progress to Caters. We plan for the first three towers will be eight bell ones, the last three at tens. Students can limit themselves to Triples at the later towers if they wish.

GROUP K Surprise Major. For those really competent at easier eight bell methods. If you've never rung any Surprise Major, we will start with Cambridge and Yorkshire. Once these are mastered, we can move on to others of the core seven, probably Lessness and Bristol, though circumstances at the time will determine the actual methods chosen.

Sometimes applicants with a broad experience may find they are beyond the 'upper limit' of what we can offer – for example, students applying to learn London to complete the core seven are unlikely to be accepted.

2 GENERAL LECTURES AND SESSIONS

There are also general lectures interspersed through the weekend – one session on Friday afternoon, one on Friday evening, one on Saturday afternoon, and two on Sunday. These sessions provide opportunities for broadening your ringing knowledge – be it handbell ringing, developing ringing skills, conducting, method construction or composition. We try to provide a wide range of topics at different levels of ability. To get the most from the course you should aim to attend at least four of these sessions.

Most general lectures are open to all students, but some sessions are more suitable for students in elementary groups. These are marked in the programme as shown:

- Lectures/demonstrations of a general nature, assuming no particular ringing or technical ability, are unmarked, and are suitable for all students.
- Lectures/demonstrations which are particularly suitable for students in Groups A, B and C are marked with *. These sessions are also suitable for students in higher groups.
- Lectures which are a little more advanced are marked ** - these are more suitable for students in Groups D, E and F.
- Lectures marked *** are generally a little more technical, and are intended for students in the higher groups.

We need to limit the numbers for some sessions:

- The Hereford Cathedral Guild have asked us to limit the number of students attending the Cathedral to just 40, and we are therefore asking applicants for Groups A and B not to select this session (number 12)
- The two tower maintenance session (numbers 9) can only accommodate 5 students .

If you choose any of these sessions, please make an alternative choice if we are unable to accommodate your first choice.

For many years we offered students the option of selecting a tutorial instead of a lecture. However, experience has shown that most of the topics chosen are either covered in your group talks or else are impractical in the classroom (such as ringing up and down in peal). We have discontinued the tutorial option, but if you have a pressing question, please ask your group leader. If he or she does not know the answer, they will at least know someone who does!

2.1 CHANGE RINGING ON HANDBELLS

In addition to tower bell groups there are the following optional handbell groups.

Handbells X Plain hunting. For those with no handbell experience or little experience of change ringing on tower bells. This should be suitable for students in Groups A and B, but it is open to all.

Handbells Y Bob Minor. For those with some double-handed handbell experience. Not for beginners!

There are two sessions for each handbell group. For each group, the first session is mandatory, and the second is optional. Please do not select the second session without also selecting the first session.

Group X (numbers 16 & 21) has its first session on Saturday afternoon, which you must attend if you select to do handbells X.

Group Y (numbers 7 & 30), has its first session on Friday afternoon, which you must attend if you select to do handbells Y.

2.2 DEVELOPING RINGING SKILLS

There are three different developing ringing skills options on offer:

- Handling/bell control clinics
- Ringing up and down in peal
- Listening and timing skills, using Whiting Society games on a simulator in a local tower

These take place on Friday evening.

The Whiting Society games are a fun way of learning about timing and place, and are ideal exercises for use on a simulator.

2.3 CONDUCTING

There are talks on Friday afternoon about calling and conducting Plain Bob Doubles (session 4), Grandsire Doubles (5) and Plain Bob Minor (6). There is also a session on Friday evening (13) to put the theory in to practice. However, to attend session 13 you must have attended one of the theory sessions in the afternoon. Please do not select session 13 without choosing one from 4, 5 or 6.

3 SELECTING LECTURES/DEMONSTRATIONS

There is more information about the talks on the course website. If you can, do read these before making your choices. On the Application Form there are boxes to indicate the lectures and demonstrations you want to attend. The course is an intensive one and though we are conscious of the need for some students to study privately for practical sessions, we ask that you choose at least four out of six non-group lecture sessions. Please enter the lecture numbers you choose in the relevant boxes on the form.

We expect students from the Hereford Diocesan Guild to be present at the course on Sunday morning. If there are many applications and some students have to be turned away, preference will be given to those who commit fully to the course. You may find it helpful to mark on this Programme the sessions that you have chosen on your Application Form.

When you arrive at the college on Thursday, there will be various lists and notices detailing the location of each lecture and demonstration. This information will also be in your welcome pack. Please read these notes carefully before the session starts.